

Nepal's first

eSewa™

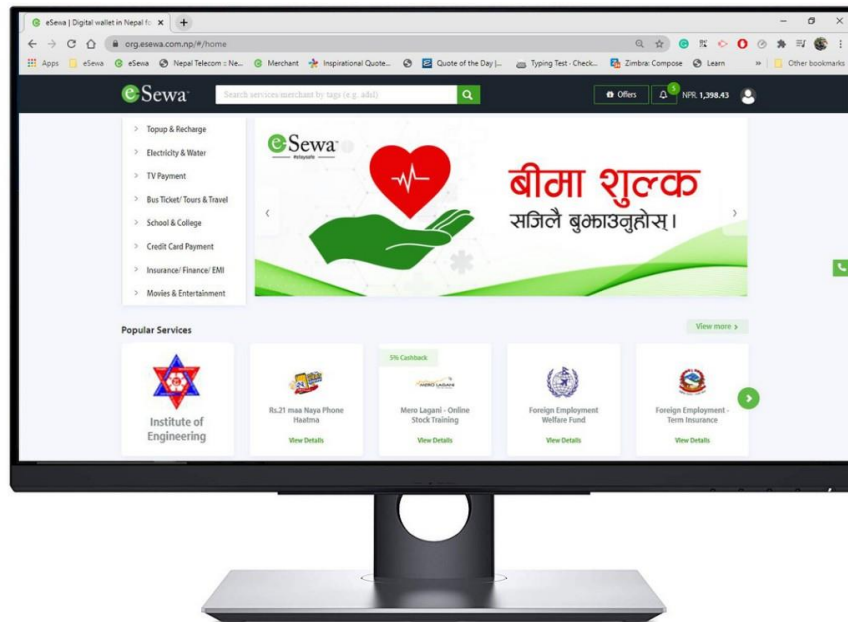
"Payment Service Provider"
licensed by Nepal Rastra Bank



Payment Procedure for
Institute of Engineering (IOE)

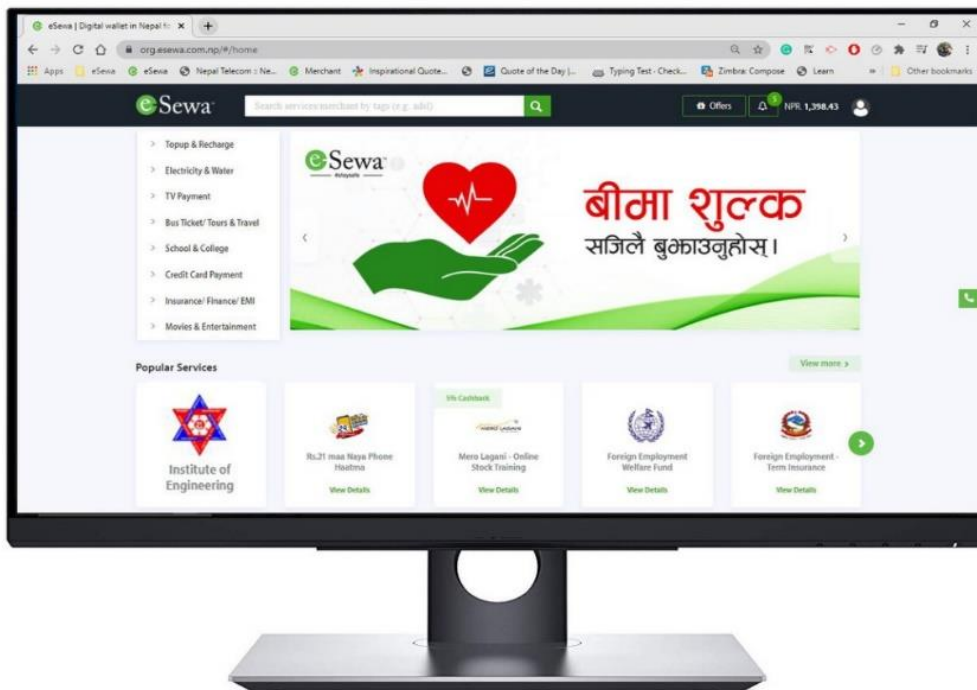
Payment steps for IOE Entrance

1. Website



Step 1: Visit eSewa website- <https://esewa.com.np/>

Step 2: Login with valid username and password



Step 3: Search “Institute of Engineering” directly from the search tab.

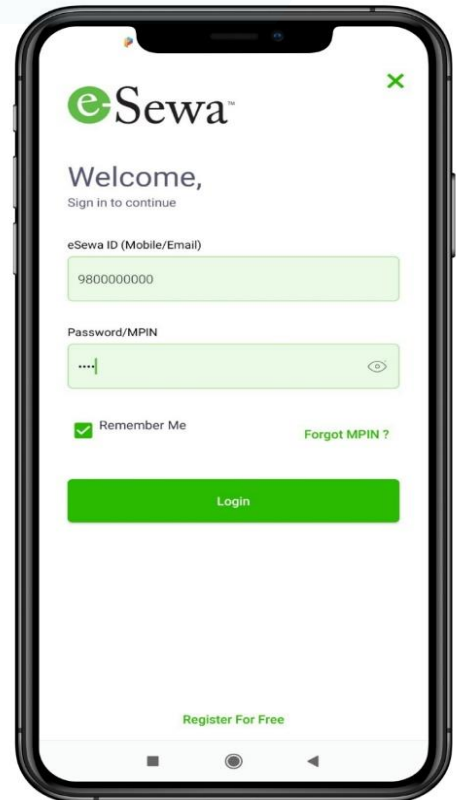
Or,

You can find ‘Institute of Engineering’ in popular Service section.

2. Mobile Application

Step 1: Open eSewa App

Step 2: Login with valid username and password (PIN)



Step 3: Search 'Institute of Engineering' in the search tab.

Or,

You can find 'Institute of Engineering' in the popular Service.

Step 4: Click 'Institute of Engineering'

11:37

Institute of Engineering

NPR 1398.43
Balance

Student Name

Required

Date of Birth (A.D)

Mobile Number

Amount (NPR)

2000

Have a promocode ?

Proceed

Step 5: Fill up the required form details and click 'Submit'

Step 6: verify details and confirm the process.

Step 6: After the successful payment, payer will receive confirmation message in the given phone number with transaction code and URL of the form.

11:39

Transaction Details

NPR 1397.43
Balance

Institute of Engineering
2021-01-01 11:39 AM
COMPLETE

Channel: GPRS
Transaction Code: 058AVKT

Processed By:
9869049694

Date Of Birth: 09-01-2004
Alert Mobile No: 9800000000

Student Name: eSewa test
Payment Successful!

Finish

For More details: <http://bit.ly/PaymentProcedureofIOE>