

IOE Entrance Fee



Introduction



IOE Entrance Fee is a service that allows applicants to pay for their **IOE Entrance Exam** using Khalti. The total amount will be Rs. 2020 (Rs 2000 + Rs 20), with an additional fee of Rs.20 paid for online payment. Following payment, applicants will receive **a 6-digit reference code** from Khalti, which they must enter in the IOE physical or online form.

How to Pay (Videolink) : bit.ly/How-To-fill-IOE-entrance-form-Khalti

Step 1:

Click on IOE Entrance Examination from Popular Services in Homepage



Bookings



Flight



Movie

CASHBACK 1%



Bus Ticket



Voting



Event

Click on **IOE Entrance Examination** in the Popular Services section in both App and Web. When clicked, it will open IOE Fee Form.

Popular Services

SEE ALL >



IOE Entrance Examination



Khwopa College



Aqua World




Cowmandu

Send Money to Vendor

SEE ALL >



Sparrow SMS



Mithlesh Mobile



COVID-19 Test



Rhythm Neuro psychiatry



Home



Bazaar



Scan & Pay



Transactions



More

Step 2: IOE Entrance Payment Form- Fill Name, DOB & Other details



IOE Entrance Examination Fee

Applicant Name

Enter the applicant's full name

Date Of Birth (In AD)

Enter the Date Of Birth (MM-DD-YYYY)

Payment *

Entrance Examination Fee

Next

Amount:Rs.2000/-

Applicant's full name need to be entered

Date of birth need to be entered in the mentioned format

Click on **Next**

'Entrance Examination Fee' option need to be selected from the drop down in case of Web platform.

IOE Entrance Examination Fee

Remarks (Optional)

Remarks (Optional)

Next

Amount:Rs.2000/-

Add Remarks (as IOE Payment) You can even skip to Next option.

Step 3: Payment Procedure



IOE Entrance Examination Fee

Rs 2000 Transaction Amount	Rs 20 Charge
Total Amount	Rs 2020

▶ Have a coupon?

Select Payment Option

Linked account

Test Bank - 0980***9809 ▼

OR

Wallet eBanking Mobile Banking

Pay

Fee applied for IOE payment other than examination fee.

Available Payment options. Linked account option will only be displayed if a bank account is linked.

Click on **Pay**

Step 4: Payment Confirmation



Confirmation box will be displayed for the users to confirm the payment amount and service chosen.

Confirm Payment

Service: IOE Entrance Examination Fee

Amount: Rs. 2000/-

Do you want to continue ?

Click on **Continue**

Step 5:

Transaction/Voucher ID to be kept while filling Form



Payment Successful

Payment for IOE Entrance Examination .Your IOE Entrance transaction ID is **s7eMk2**. Please use this ID to fill in the form.

Okay

Click on **Okay**

After successful payment, a 6-digit Voucher No/Transaction ID will be provided to applicants which needs to be used while filling the examination form.

Step 6: Reference Code from Transaction History



Step 3

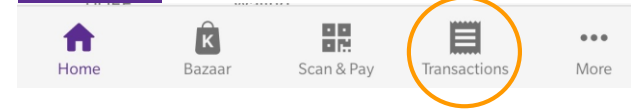
Bazaar payment of Rs 2000 to [redacted]

Amount	Rs. 2000
Id	3unFVzzHSR3jNrXs7eMk2
Type	Bazaar payments
State	Completed
Created On	Dec 31, 2020 - 2:33:56 PM
Balance	Rs. 84292
Vendor	[redacted]
Product	IOE Entrance Examination Fee
Other Details	Vendor : Nepali vendor 2 Product : IOE Entrance Examination Fee IOE Transaction ID : s7eMk2 Applicant Name : Test transaction DOB : 21-01-1990 Payment : Entrance Examination Fee Amount : 2000 Reference : xrT7ZDmGCwvFWdackUeG3d Remarks :

The last 6-digits in the reference code is the IOE Transaction/Voucher No. to be used while filling the IOE form

Click on **Transactions**

Step 1



After clicking on Transactions, overall transaction details will be displayed

31 THU
DEC 2020

Closing Balance
Rs. 84392

Fee | IOE Entrance Examination Fee

- 20

vendor : Nepali vendor 2
product : IOE Entrance Examination Fee
Dec 31, 2020 - 14:33

IOE Entrance Examination Fee

- 2000

vendor : Nepali vendor 2
product : IOE Entrance Examination Fee
Dec 31, 2020 - 14:33

Download


The receipt can also be downloaded in case of future reference or printing purpose

Step 2

Step 7:

IOE Form – Fill same Name, DOB(in AD) AND Voucher ID (6 digit) as in Khalti



 Tribhuvan University
Institute of Engineering
Entrance Examination Board

Entrance Examination Online Form Registration

Student Registration (NOTE: All * fields are required.)

1. Basic Information

Voucher No *

Name *

Gender * Male Female

Contact No * In case of land line, Must specify STD Code. e.g. 014000000

Date of Birth * B.S. A.D. (Format: YYYY/MM/DD)

Email *

Identification Type *

Identification Document No *

Your Photo *

(Picture must be in .JPG .PNG .BMP .GIF format with width and height 300px by 350px and size must be less than 200 Kb)

Video link

Video Link:

bit.ly/How-To-fill-IOE-entrance-form-Khalti